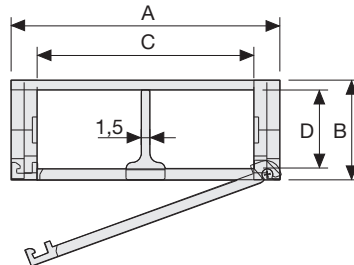


Serie Medium

SR300A Nylon Cable Chain with openable frames

Inner height (D) 18 mm

Single link construction with anti-friction single-pin.
Frames openable from inner radius.
Vertical separators available.
The wide frames on out radius offer good protection, when operating horizontally.



Separator

- Unassembled	Part.no S300A
- Assembled	Part.no S300AMC

Pin

Part.no PG300A

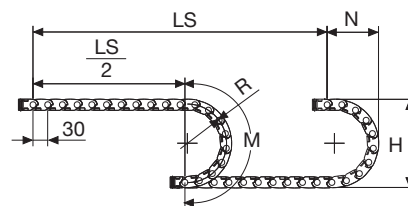
Technical characteristics when self-supported

Speed	10 m/s
Acceleration	50 m/s ²

For higher requirements please consult our technical dept.

A	B	C	D	R	Weight/m	Chain
mm	mm	mm	mm	mm	kg	Part Number
27	23	15	18	040-060-080-120	0,41	SR300A015□□□*
37	23	25	18	040-060-080-120	0,45	SR300A025□□□*
62	23	50	18	040-060-080-120	0,55	SR300A050□□□*
87	23	75	18	040-060-080-120	0,65	SR300A075□□□*

*Complete the code by inserting the value of the radius (R): Ex. SR300A015 □ □ □ □



R	H	N	M
mm	mm	mm	mm
040	103	85	185
060	143	105	250
080	183	125	315
120	263	165	440

Length of chain (L)

Half travel distance ($\frac{LS}{2}$)
plus length of curve (M)

$$L = \frac{LS}{2} + M$$

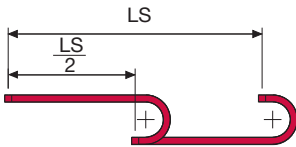
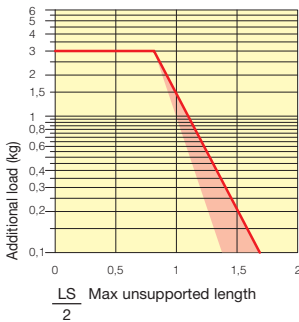


Serie Medium

SR300A
Nylon Cable Chain
with openable frames

Self-Supporting Capacity Diagram

The maximum length of the self-supporting capacity ($\frac{LS}{2}$) in relationship to the weight of the cables and hoses contained per linear metre.



The red marking in the diagram area considers the difference of weight between various widths of chain.

For applications with $\frac{LS}{2}$ and weights not included in the area of the diagram showing self-supporting capacity, verify the possible use of support rollers (see page 30).

End Brackets

The end brackets set allows the two ends of the chain to be attached to the equipment.

Nylon Type

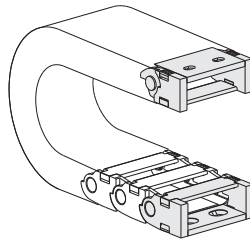
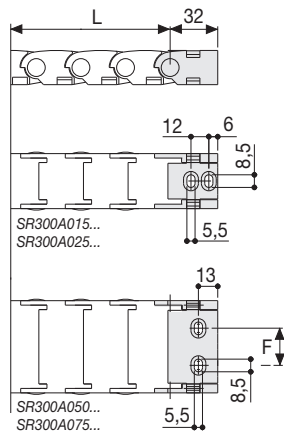


Fig. A Chain fixed outside the radius. (Fig A)



Chain Type	F mm
SR300A050	25
SR300A075	50

Nylon Type Part Numbers

Complete Set Assembled Chain Type	End Brackets Set
SR300A015	AN300A015KM
SR300A025	AN300A025KM
SR300A050	AN300A050KM
SR300A075	AN300A075KM

Complete Set Unassembled Chain Type	End Brackets Set
SR300A015	AN300A015K
SR300A025	AN300A025K
SR300A050	AN300A050K
SR300A075	AN300A075K

Bright Zinc Plated Steel Type*

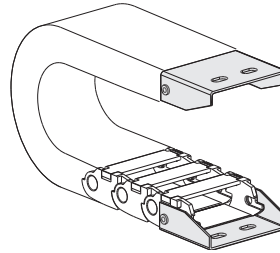
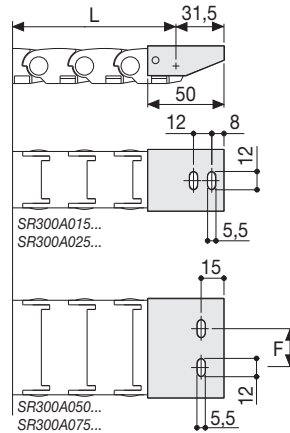


Fig. B Chain fixed outside the radius. (Fig B) See end brackets mounting variations page 31.





Chain Type	F mm
SR300A050	25
SR300A075	50

Bright Zinc Plated Steel Type Part Numbers

Complete Set Assembled Chain Type	End Brackets Set
SR300A015	A300A015KM
SR300A025	A300A025KM
SR300A050	A300A050KM
SR300A075	A300A075KM

Complete Set Unassembled Chain Type	End Brackets Set
SR300A015	A300A015K
SR300A025	A300A025K
SR300A050	A300A050K
SR300A075	A300A075K

*Available on request in stainless steel



How to open the cover.

Special tool to remove the connecting pivots: Part Number PZ010.

For further information please consult Brevetti Stendalto's Technical Office